









































Rank	Competitor	Age	Club	RT	PTS	Result
1	 Deotille Viideau	16		0.71		<b>4:59.93</b> Entry: 5:05.66 <span style="color: green;">-5.73</span>
	50m: 30.96 100m: 1:06.27 (35.31) 150m: 1:44.81 (38.54) 200m: 2:22.94 (38.13) 250m: 3:05.99 (43.05) 300m: 3:49.11 (43.12) 350m: 4:25.61 (36.50) 400m: 4:59.93 (34.32)					
2	 Paige Conley	16		0.75		<b>5:07.93</b> Entry: 5:17.32 <span style="color: green;">-9.39</span>
	50m: 30.86 100m: 1:06.67 (35.81) 150m: 1:45.86 (39.19) 200m: 2:24.68 (38.82) 250m: 3:12.05 (47.37) 300m: 4:00.29 (48.24) 350m: 4:34.40 (34.11) 400m: 5:07.93 (33.53)					
3	 Laura Menzies	16		0.71		<b>5:08.36</b> Entry: 5:22.92 <span style="color: green;">-14.56</span>
	50m: 30.94 100m: 1:10.50 (39.56) 150m: 1:49.14 (38.64) 200m: 2:27.47 (38.33) 250m: 3:13.14 (45.67) 300m: 3:58.59 (45.45) 350m: 4:33.72 (35.13) 400m: 5:08.36 (34.64)					
4	 Jenna Borea	13		0.75		<b>5:10.27</b> Entry: 5:19.06 <span style="color: green;">-8.79</span>
	50m: 33.46 100m: 1:13.01 (39.55) 150m: 1:54.30 (41.29) 200m: 2:33.97 (39.67) 250m: 3:16.64 (42.67) 300m: 4:00.36 (43.72) 350m: 4:36.40 (36.04) 400m: 5:10.27 (33.87)					
5	 Hope Wang	14		0.66		<b>5:14.22</b> Entry: 5:10.92 <span style="color: green;">+3.30</span>
	50m: 32.56 100m: 1:12.31 (39.75) 150m: 1:51.51 (39.20) 200m: 2:31.09 (39.58) 250m: 3:16.36 (45.27) 300m: 4:01.91 (45.55) 350m: 4:39.10 (37.19) 400m: 5:14.22 (35.12)					
6	 Violet Carter	16		0.73		<b>5:15.38</b> Entry: 5:17.36 <span style="color: green;">-1.98</span>
	50m: 32.40 100m: 1:11.38 (38.98) 150m: 1:50.20 (38.82) 200m: 2:29.21 (39.01) 250m: 3:15.71 (46.50) 300m: 4:02.70 (46.99) 350m: 4:39.80 (37.10) 400m: 5:15.38 (35.58)					
7	 Loumen Guage	14		0.60		<b>5:15.78</b> Entry: 5:19.58 <span style="color: green;">-3.80</span>
	50m: 33.62 100m: 1:13.60 (39.98) 150m: 1:56.06 (42.46) 200m: 2:37.91 (41.85) 250m: 3:21.56 (43.65) 300m: 4:05.76 (44.20) 350m: 4:41.72 (35.96) 400m: 5:15.78 (34.06)					
8	 Hannah Ker-Fo	13		0.76		<b>5:16.62</b> Entry: 5:20.13 <span style="color: green;">-3.51</span>
	50m: 32.06 100m: 1:10.54 (38.48) 150m: 1:51.04 (40.50) 200m: 2:31.59 (40.55) 250m: 3:19.44 (47.85) 300m: 4:07.26 (47.82) 350m: 4:43.06 (35.80) 400m: 5:16.62 (33.56)					
9	 Olivia Vivian	15		0.79		<b>5:16.69</b> Entry: 5:27.20 <span style="color: green;">-10.51</span>
	50m: 32.15 100m: 1:09.63 (37.48) 150m: 1:52.10 (42.47) 200m: 2:33.93 (41.83) 250m: 3:18.99 (45.06) 300m: 4:04.97 (45.98) 350m: 4:41.55 (36.58) 400m: 5:16.69 (35.14)					

10	 Amelia McEwar	13		0.72	<b>5:18.11</b> Entry: 5:24.56 -6.45
	50m: 32.37 100m: 1:10.06 (37.69) 150m: 1:51.31 (41.25) 200m: 2:31.92 (40.61) 250m: 3:19.16 (47.24) 300m: 4:06.88 (47.72) 350m: 4:43.47 (36.59) 400m: 5:18.11 (34.64)				
11	 Charlotte McLa	16		0.72	<b>5:19.21</b> Entry: 5:26.15 -6.94
	50m: 32.75 100m: 1:12.06 (39.31) 150m: 1:51.94 (39.88) 200m: 2:32.16 (40.22) 250m: 3:16.78 (44.62) 300m: 4:04.31 (47.53) 350m: 4:42.65 (38.34) 400m: 5:19.21 (36.56)				
12	 Amber Lin	15		0.69	<b>5:19.93</b> Entry: 5:22.50 -2.57
	50m: 31.48 100m: 1:08.61 (37.13) 150m: 1:48.36 (39.75) 200m: 2:27.97 (39.61) 250m: 3:16.83 (48.86) 300m: 4:06.99 (50.16) 350m: 4:44.13 (37.14) 400m: 5:19.93 (35.80)				
13	 Evelyn Loh	13		0.73	<b>5:20.04</b> Entry: 5:28.95 -8.91
	50m: 33.19 100m: 1:11.57 (38.38) 150m: 1:53.39 (41.82) 200m: 2:34.25 (40.86) 250m: 3:20.55 (46.30) 300m: 4:07.47 (46.92) 350m: 4:43.57 (36.10) 400m: 5:20.04 (36.47)				
14	 Ella Hanley	16		0.68	<b>5:20.13</b> Entry: 5:24.77 -4.64
	50m: 32.83 100m: 1:11.63 (38.80) 150m: 1:53.18 (41.55) 200m: 2:33.87 (40.69) 250m: 3:19.61 (45.74) 300m: 4:06.47 (46.86) 350m: 4:43.87 (37.40) 400m: 5:20.13 (36.26)				
15	 Sarina Tang	14		0.79	<b>5:20.59</b> Entry: 5:26.32 -5.73
	50m: 33.00 100m: 1:12.35 (39.35) 150m: 1:52.69 (40.34) 200m: 2:32.85 (40.16) 250m: 3:19.20 (46.35) 300m: 4:06.23 (47.03) 350m: 4:43.39 (37.16) 400m: 5:20.59 (37.20)				
16	 Mackenzie Jury	15		0.79	<b>5:21.38</b> Entry: 5:25.18 -3.80
	50m: 32.23 100m: 1:10.12 (37.89) 150m: 1:54.25 (44.13) 200m: 2:37.91 (43.66) 250m: 3:22.66 (44.75) 300m: 4:08.12 (45.46) 350m: 4:45.42 (37.30) 400m: 5:21.38 (35.96)				
17	 Amelia-Rose St	14		0.64	<b>5:22.24</b> Entry: 5:25.30 -3.06
	50m: 31.75 100m: 1:09.46 (37.71) 150m: 1:51.03 (41.57) 200m: 2:31.83 (40.80) 250m: 3:20.30 (48.47) 300m: 4:08.31 (48.01) 350m: 4:46.20 (37.89) 400m: 5:22.24 (36.04)				
18	 Phoebe Nettle	15		0.67	<b>5:25.59</b> Entry: 5:32.84 -7.25
	50m: 31.76 100m: 1:08.86 (37.10) 150m: 1:50.61 (41.75) 200m: 2:32.07 (41.46) 250m: 3:22.23 (50.16) 300m: 4:14.03 (51.80) 350m: 4:50.97 (36.94) 400m: 5:25.59 (34.62)				
19	 Harriet McHard	13		0.66	<b>5:26.72</b> Entry: 5:28.55 -1.83
	50m: 31.75 100m: 1:10.59 (38.84) 150m: 1:52.48 (41.89) 200m: 2:34.00 (41.52) 250m: 3:22.51 (48.51) 300m: 4:12.18 (49.67) 350m: 4:49.39 (37.21) 400m: 5:26.72 (37.33)				
20	 Maeve McDonn	15		0.60	<b>5:28.63</b> Entry: 5:30.88 -2.25
	50m: 34.22 100m: 1:14.45 (40.23) 150m: 1:59.50 (45.05) 200m: 2:43.39 (43.89)				



250m: 3:31.09 (47.70) 300m: 4:19.53 (48.44) 350m: 4:54.81 (35.28)  
400m: 5:28.63 (33.82)

21  Maddie Ericson 14  0.66 5:29.97  
Entry: 5:42.34 -12.37



50m: 33.99 100m: 1:13.08 (39.09) 150m: 1:56.80 (43.72) 200m: 2:39.06 (42.26)  
250m: 3:26.89 (47.83) 300m: 4:15.32 (48.43) 350m: 4:53.34 (38.02)  
400m: 5:29.97 (36.63)

22  Renee Dresner 15  0.81 5:31.26  
Entry: 5:30.59 +0.67

50m: 31.80 100m: 1:09.80 (38.00) 150m: 1:52.95 (43.15) 200m: 2:35.70 (42.75)  
250m: 3:25.32 (49.62) 300m: 4:17.02 (51.70) 350m: 4:54.12 (37.10)  
400m: 5:31.26 (37.14)

23  Meghan Gibbs 16  0.73 5:31.81  
Entry: 5:32.28 -0.47

50m: 32.60 100m: 1:12.30 (39.70) 150m: 1:55.75 (43.45) 200m: 2:38.42 (42.67)  
250m: 3:27.64 (49.22) 300m: 4:17.08 (49.44) 350m: 4:54.42 (37.34)  
400m: 5:31.81 (37.39)

24  Eva Elers 13  0.67 5:32.06  
Entry: 5:35.54 -3.48



50m: 33.93 100m: 1:16.12 (42.19) 150m: 1:58.34 (42.22) 200m: 2:40.22 (41.88)  
250m: 3:29.96 (49.74) 300m: 4:19.65 (49.69) 350m: 4:56.75 (37.10)  
400m: 5:32.06 (35.31)

24  Ryleigh Dorrico 14  0.75 5:32.06  
Entry: 5:35.25 -3.19



50m: 35.15 100m: 1:16.47 (41.32) 150m: 1:57.31 (40.84) 200m: 2:38.24 (40.93)  
250m: 3:29.26 (51.02) 300m: 4:21.04 (51.78) 350m: 4:57.17 (36.13)  
400m: 5:32.06 (34.89)

26  Tayla Cox 15  0.77 5:32.08  
Entry: 5:36.47 -4.39



50m: 33.14 100m: 1:13.69 (40.55) 150m: 1:56.85 (43.16) 200m: 2:41.23 (44.38)  
250m: 3:29.06 (47.83) 300m: 4:19.77 (50.71) 350m: 4:57.29 (37.52)  
400m: 5:32.08 (34.79)

27  Lara Streletsky 16  0.86 5:32.48  
Entry: 5:34.26 -1.78



50m: 32.59 100m: 1:12.90 (40.31) 150m: 1:56.99 (44.09) 200m: 2:40.54 (43.55)  
250m: 3:28.38 (47.84) 300m: 4:17.77 (49.39) 350m: 4:56.86 (39.09)  
400m: 5:32.48 (35.62)

28  Kathryn Bates 13  0.76 5:33.35  
Entry: 5:30.74 +2.61

50m: 34.79 100m: 1:16.35 (41.56) 150m: 1:57.45 (41.10) 200m: 2:38.66 (41.21)  
250m: 3:29.25 (50.59) 300m: 4:20.16 (50.91) 350m: 4:57.15 (36.99)  
400m: 5:33.35 (36.20)




















29  Adriana McKag 15  0.57 5:33.41  
Entry: 5:32.22 +1.19

50m: 33.83 100m: 1:16.03 (42.20) 150m: 1:59.19 (43.16) 200m: 2:43.83 (44.64)  
250m: 3:29.13 (45.30) 300m: 4:17.14 (48.01) 350m: 4:55.40 (38.26)  
400m: 5:33.41 (38.01)

30  Maggie Harper 14  0.75 5:34.01  
Entry: 5:33.39 +0.62

50m: 34.47 100m: 1:16.99 (42.52) 150m: 1:59.78 (42.79) 200m: 2:40.44 (40.66)  
250m: 3:29.08 (48.64) 300m: 4:18.03 (48.95) 350m: 4:57.54 (39.51)  
400m: 5:34.01 (36.47)

5:35.22

31	 Ziva Bunker	13		0.73	Entry: 5:31.19 <b>+4.03</b>
	50m: 34.16 100m: 1:15.48 (41.32) 150m: 1:58.09 (42.61) 200m: 2:40.44 (42.35) 250m: 3:28.29 (47.85) 300m: 4:17.20 (48.91) 350m: 4:56.90 (39.70) 400m: 5:35.22 (38.32)				
32	 Henrietta Hump	13		0.79	5:35.30 Entry: 5:39.63 <b>-4.33</b>
	50m: 34.07 100m: 1:13.62 (39.55) 150m: 1:57.34 (43.72) 200m: 2:39.33 (41.99) 250m: 3:29.90 (50.57) 300m: 4:21.27 (51.37) 350m: 4:59.31 (38.04) 400m: 5:35.30 (35.99)				
33	 Shyla Kennard	16		0.81	5:36.56 Entry: 5:32.89 <b>+3.67</b>
	50m: 32.91 100m: 1:12.56 (39.65) 150m: 1:54.32 (41.76) 200m: 2:36.52 (42.20) 250m: 3:27.01 (50.49) 300m: 4:18.48 (51.47) 350m: 4:57.28 (38.80) 400m: 5:36.56 (39.28)				
34	 Sophia Neems	16		0.78	5:36.92 Entry: 5:35.36 <b>+1.56</b>
	50m: 32.92 100m: 1:15.33 (42.41) 150m: 2:02.94 (47.61) 200m: 2:48.14 (45.20) 250m: 3:34.36 (46.22) 300m: 4:21.90 (47.54) 350m: 4:59.99 (38.09) 400m: 5:36.92 (36.93)				
35	 Kelicia Purcell	13		0.62	5:38.72 Entry: 5:36.79 <b>+1.93</b>
	50m: 34.29 100m: 1:14.52 (40.23) 150m: 1:59.21 (44.69) 200m: 2:44.27 (45.06) 250m: 3:32.72 (48.45) 300m: 4:21.50 (48.78) 350m: 5:01.05 (39.55) 400m: 5:38.72 (37.67)				
36	 Eve Lu	15		0.82	5:40.84 Entry: 5:44.48 <b>-3.64</b>
	50m: 32.83 100m: 1:12.59 (39.76) 150m: 1:59.31 (46.72) 200m: 2:44.43 (45.12) 250m: 3:30.64 (46.21) 300m: 4:18.89 (48.25) 350m: 5:00.40 (41.51) 400m: 5:40.84 (40.44)				
37	 Soyo Yamagar	14		0.71	5:45.27 Entry: 5:47.78 <b>-2.51</b>
	50m: 34.36 100m: 1:18.61 (44.25) 150m: 2:02.85 (44.24) 200m: 2:46.62 (43.77) 250m: 3:34.69 (48.07) 300m: 4:24.33 (49.64) 350m: 5:05.24 (40.91) 400m: 5:45.27 (40.03)				
38	 Youyou Tang	14		0.67	5:45.99 Entry: 5:49.35 <b>-3.36</b>
	50m: 35.29 100m: 1:17.63 (42.34) 150m: 2:05.05 (47.42) 200m: 2:49.97 (44.92) 250m: 3:38.85 (48.88) 300m: 4:28.76 (49.91) 350m: 5:07.68 (38.92) 400m: 5:45.99 (38.31)				
39	 Gariad Chan	14		0.76	5:49.28 Entry: 5:49.69 <b>-0.41</b>
	50m: 34.68 100m: 1:17.69 (43.01) 150m: 2:03.03 (45.34) 200m: 2:47.15 (44.12) 250m: 3:39.40 (52.25) 300m: 4:31.57 (52.17) 350m: 5:11.41 (39.84) 400m: 5:49.28 (37.87)				
40	 Emma Bryan	15		0.68	5:49.31 Entry: 5:45.61 <b>+3.70</b>
	50m: 33.99 100m: 1:13.46 (39.47) 150m: 1:58.94 (45.48) 200m: 2:42.29 (43.35) 250m: 3:34.49 (52.20) 300m: 4:28.94 (54.45) 350m: 5:10.33 (41.39) 400m: 5:49.31 (38.98)				